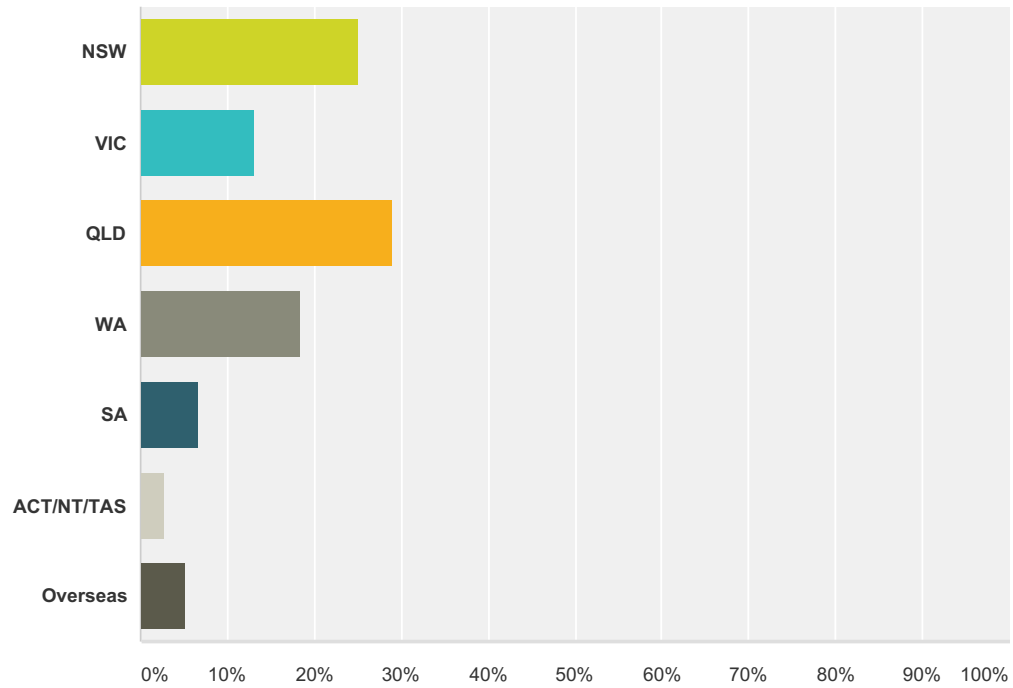


Q1 Where do you ordinarily reside?

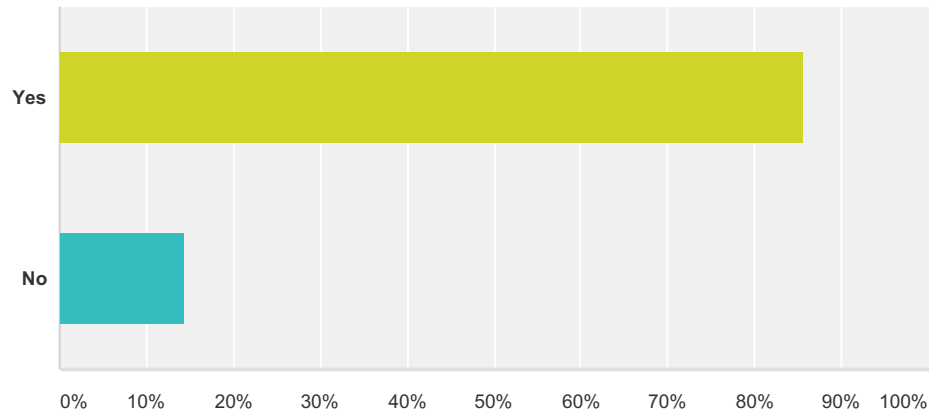
Answered: 76 Skipped: 0



Answer Choices	Responses
NSW	25.00% 19
VIC	13.16% 10
QLD	28.95% 22
WA	18.42% 14
SA	6.58% 5
ACT/NT/TAS	2.63% 2
Overseas	5.26% 4
Total	76

Q2 Are you a member of AACMA?

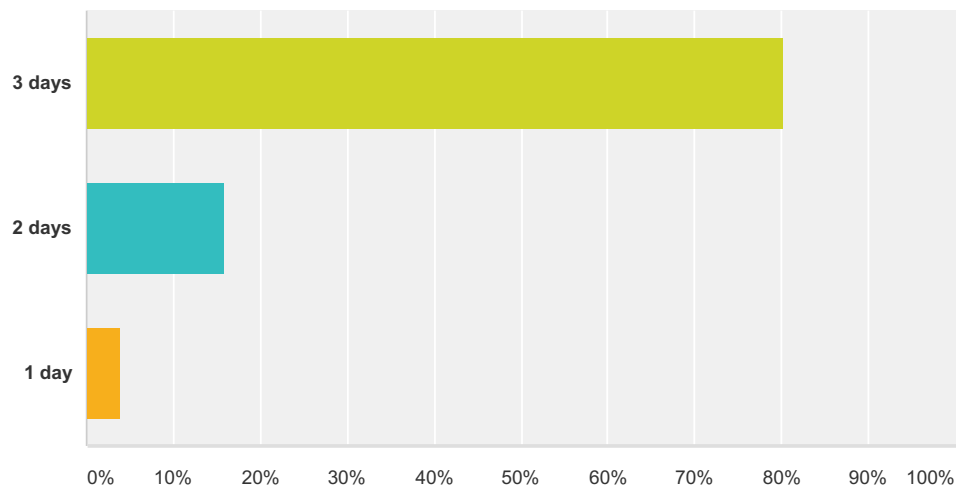
Answered: 76 Skipped: 0



Answer Choices	Responses	
Yes	85.53%	65
No	14.47%	11
Total		76

Q3 How many days did you attend the conference?

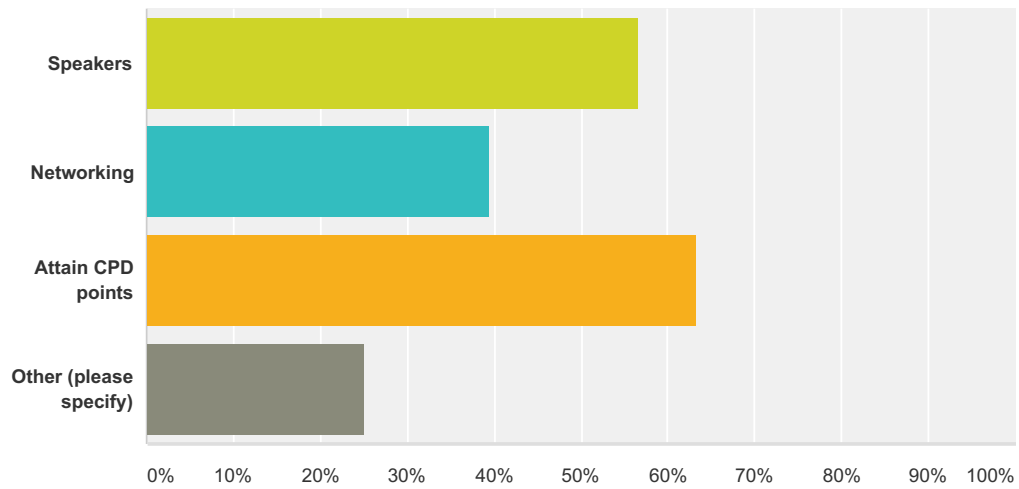
Answered: 76 Skipped: 0



Answer Choices	Responses
3 days	80.26% 61
2 days	15.79% 12
1 day	3.95% 3
Total	76

Q4 What is your main reason for attending this conference?

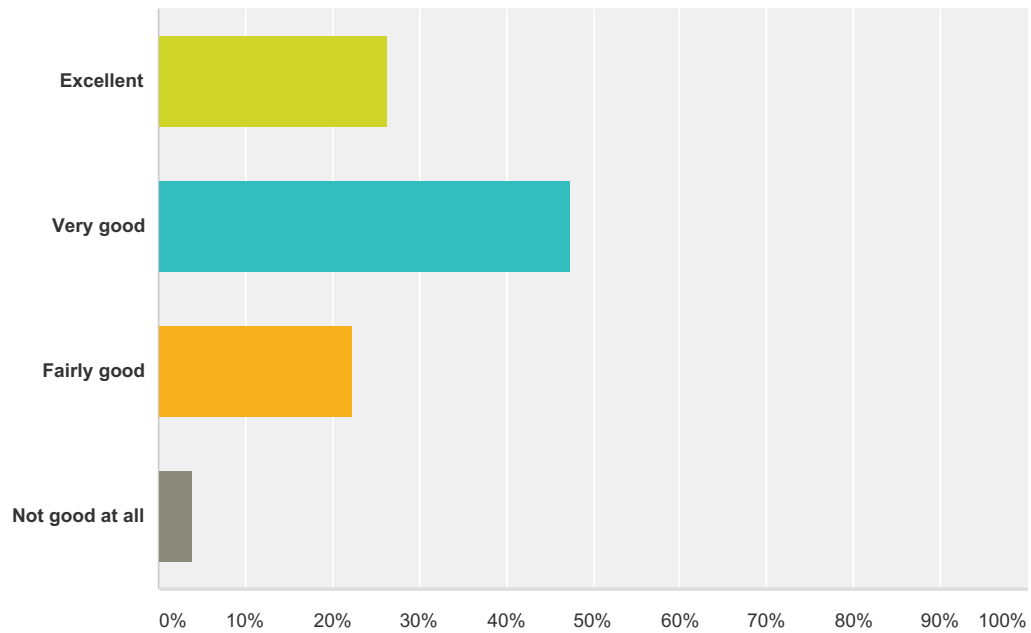
Answered: 76 Skipped: 0



Answer Choices	Responses
Speakers	56.58% 43
Networking	39.47% 30
Attain CPD points	63.16% 48
Other (please specify)	25.00% 19
Total Respondents: 76	

Q5 Overall, how would you rate AACMAC Perth 2016?

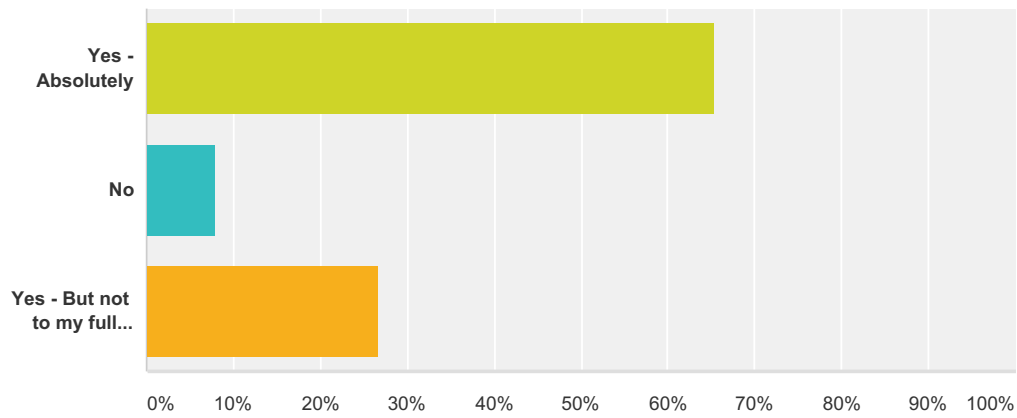
Answered: 76 Skipped: 0



Answer Choices	Responses
Excellent	26.32% 20
Very good	47.37% 36
Fairly good	22.37% 17
Not good at all	3.95% 3
Total	76

Q6 Did the conference fulfill your reason for attending?

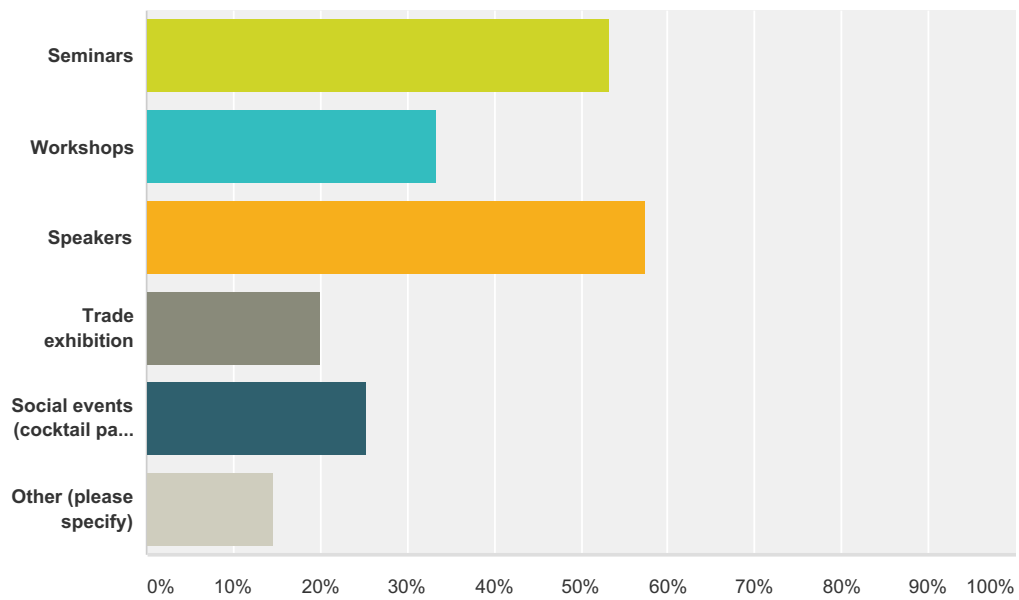
Answered: 75 Skipped: 1



Answer Choices	Responses
Yes - Absolutely	65.33% 49
No	8.00% 6
Yes - But not to my full extent (please specify your reason)	26.67% 20
Total	75

Q7 What did you like most about the conference?

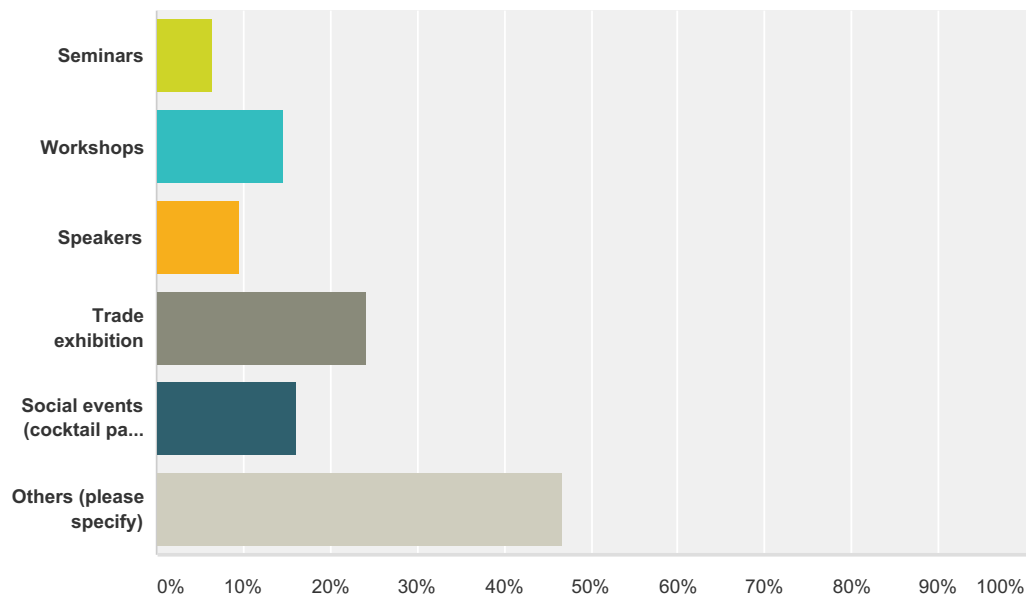
Answered: 75 Skipped: 1



Answer Choices	Responses
Seminars	53.33% 40
Workshops	33.33% 25
Speakers	57.33% 43
Trade exhibition	20.00% 15
Social events (cocktail party and gala dinner)	25.33% 19
Other (please specify)	14.67% 11
Total Respondents: 75	

Q8 What did you like least about the conference?

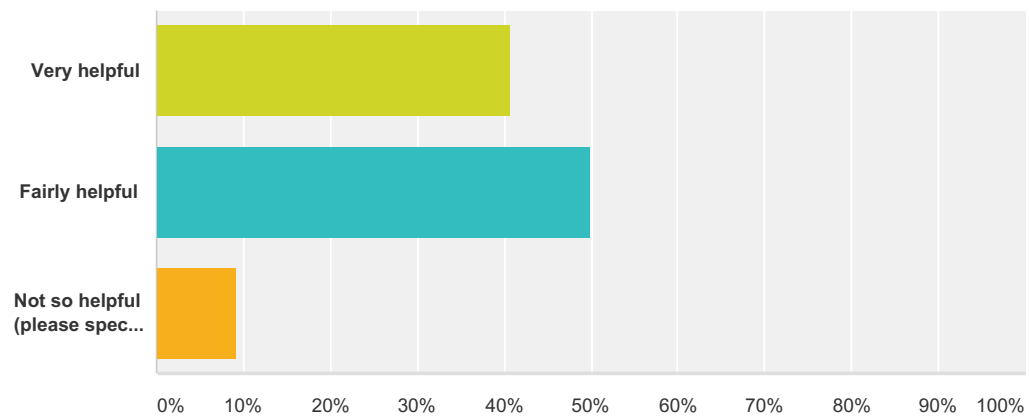
Answered: 62 Skipped: 14



Answer Choices	Responses
Seminars	6.45% 4
Workshops	14.52% 9
Speakers	9.68% 6
Trade exhibition	24.19% 15
Social events (cocktail party and gala dinner)	16.13% 10
Others (please specify)	46.77% 29
Total Respondents: 62	

Q9 How helpful was the content presented during sessions at AACMAC 2016?

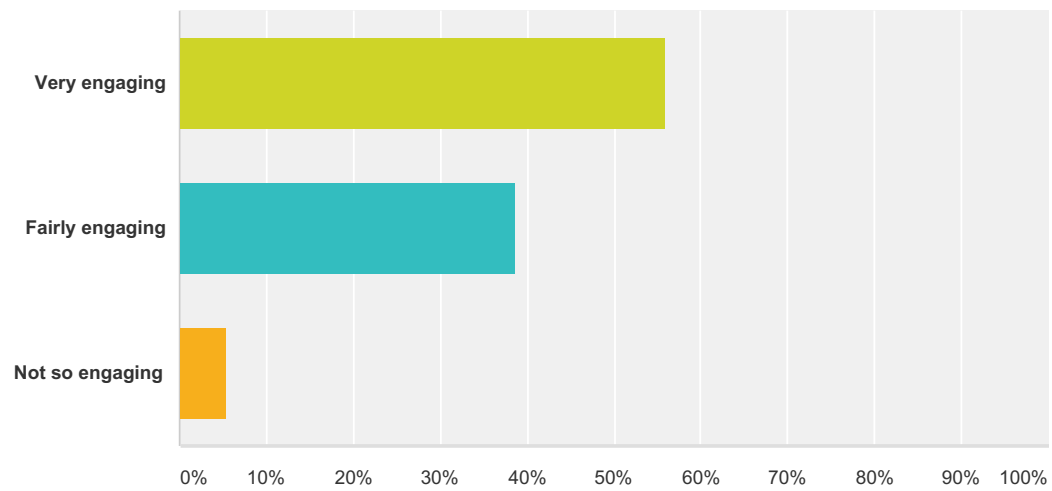
Answered: 76 Skipped: 0



Answer Choices	Responses
Very helpful	40.79% 31
Fairly helpful	50.00% 38
Not so helpful (please specify the content you were interested in)	9.21% 7
Total	76

Q10 How engaging were the speakers at the conference?

Answered: 75 Skipped: 1



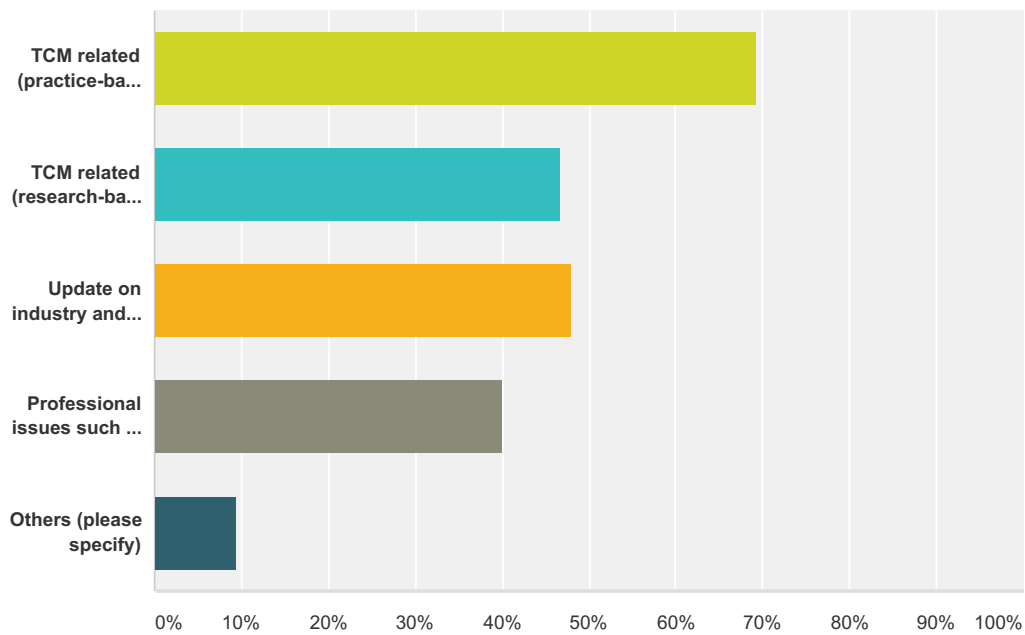
Answer Choices	Responses
Very engaging	56.00% 42
Fairly engaging	38.67% 29
Not so engaging	5.33% 4
Total	75

Q11 Please name one or few speakers you mostly enjoyed listening to.

Answered: 56 Skipped: 20

Q12 Which type of seminars/workshop did you think most valuable?

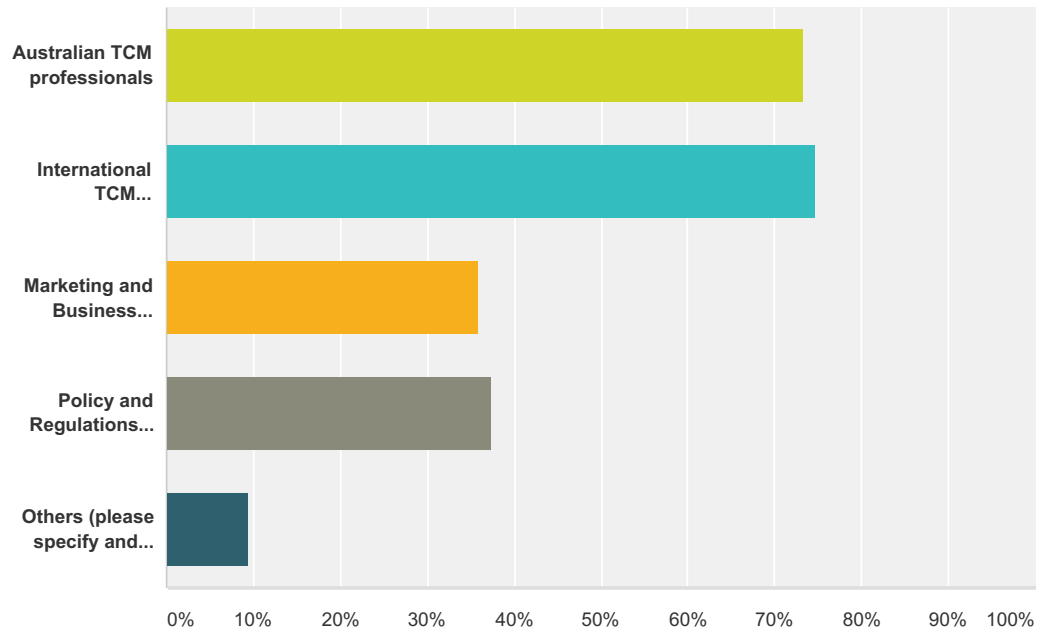
Answered: 75 Skipped: 1



Answer Choices	Responses
TCM related (practice-based)	69.33% 52
TCM related (research-based)	46.67% 35
Update on industry and policies from regulatory bodies	48.00% 36
Professional issues such as advertising and marketing, infection control guidelines	40.00% 30
Others (please specify)	9.33% 7
Total Respondents: 75	

Q13 Which kind of speakers would you recommend to be invited for AACMAC 2017?

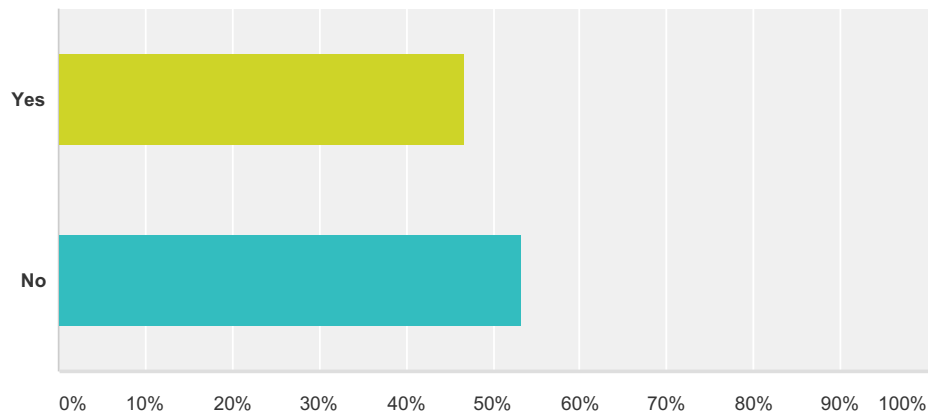
Answered: 75 Skipped: 1



Answer Choices	Responses
Australian TCM professionals	73.33% 55
International TCM professionals	74.67% 56
Marketing and Business experts	36.00% 27
Policy and Regulations experts	37.33% 28
Others (please specify and provide name/s if applicable)	9.33% 7
Total Respondents: 75	

Q14 Did you attend the AACMA Annual General Meeting?

Answered: 75 Skipped: 1



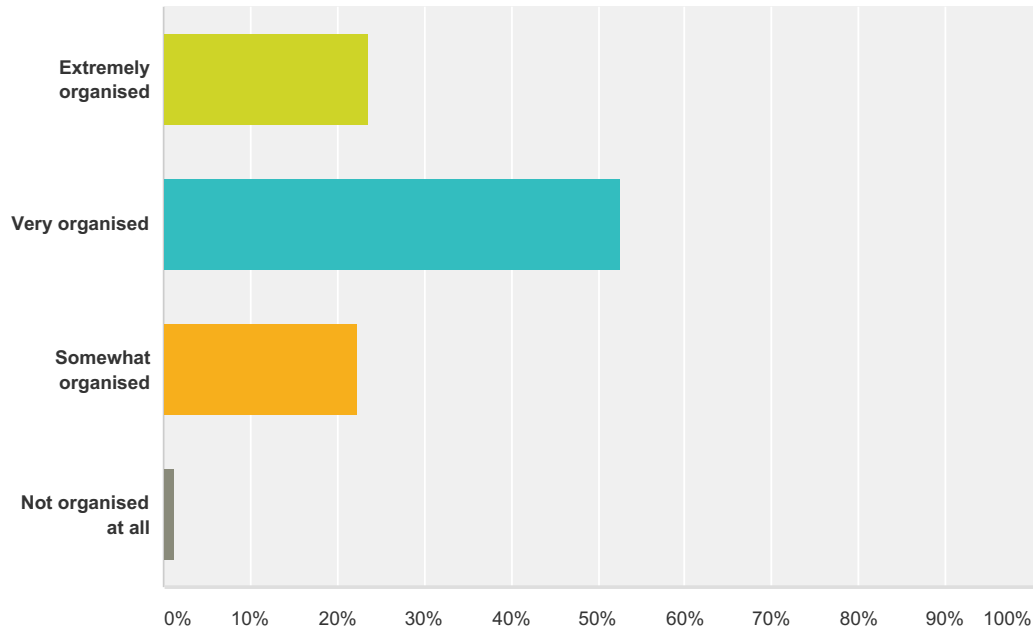
Answer Choices	Responses
Yes	46.67% 35
No	53.33% 40
Total	75

**Q15 Please provide your comments
regarding the Annual General Meeting.**

Answered: 33 Skipped: 43

Q16 How organised was the conference?

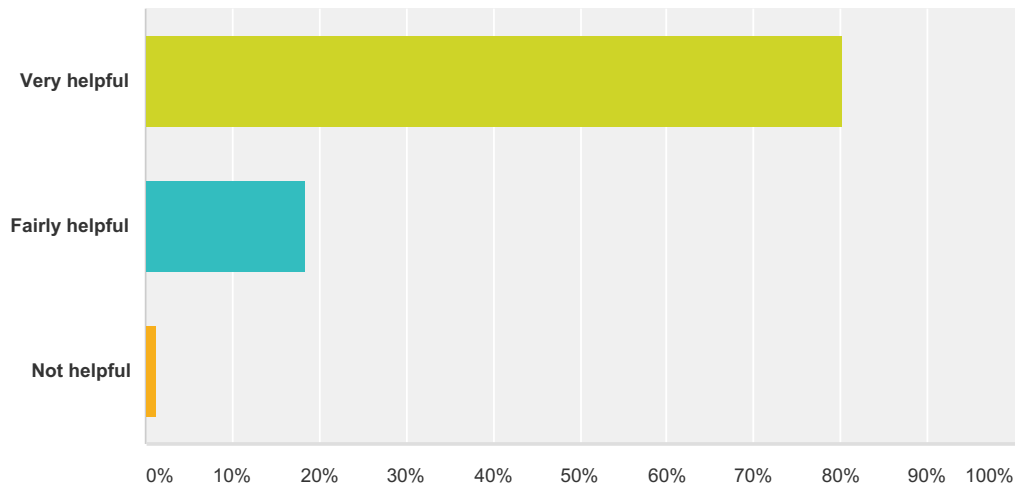
Answered: 76 Skipped: 0



Answer Choices	Responses	
Extremely organised	23.68%	18
Very organised	52.63%	40
Somewhat organised	22.37%	17
Not organised at all	1.32%	1
Total		76

Q17 Did you find the AACMA staff on site helpful?

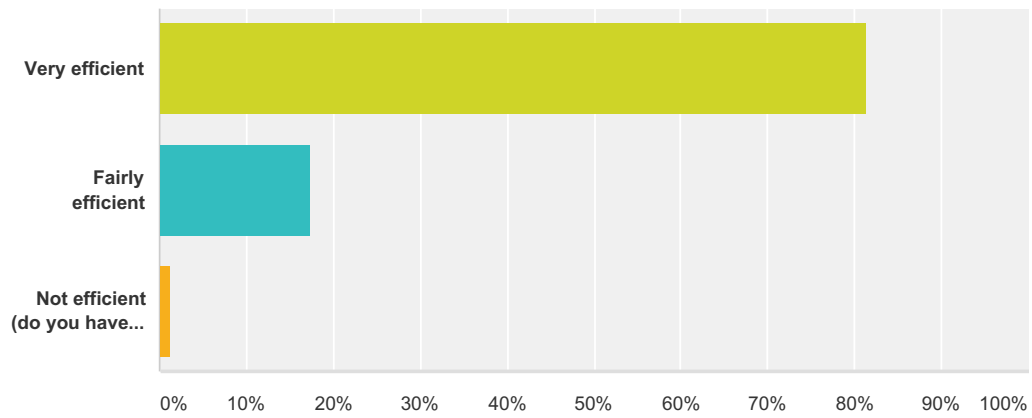
Answered: 76 Skipped: 0



Answer Choices	Responses	Count
Very helpful	80.26%	61
Fairly helpful	18.42%	14
Not helpful	1.32%	1
Total		76

Q18 How would you rate the registration process?

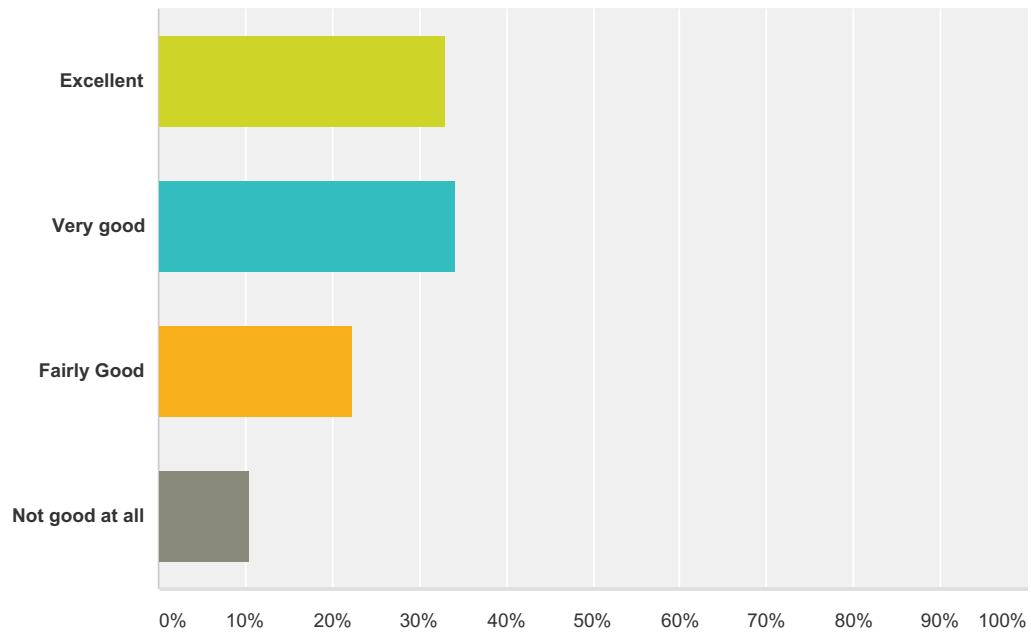
Answered: 75 Skipped: 1



Answer Choices	Responses
Very efficient	81.33% 61
Fairly efficient	17.33% 13
Not efficient (do you have any suggestions?)	1.33% 1
Total	75

Q19 Overall, how would you rate the food at the conference?

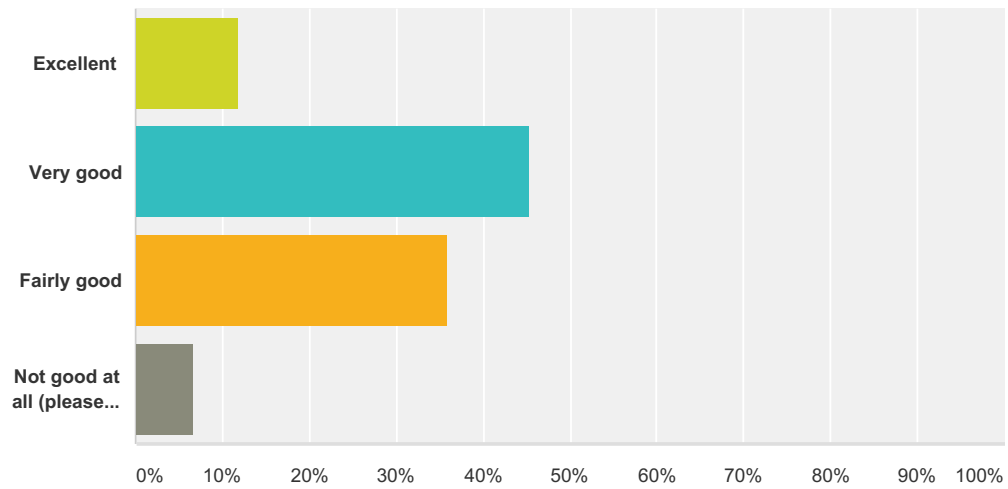
Answered: 76 Skipped: 0



Answer Choices	Responses
Excellent	32.89% 25
Very good	34.21% 26
Fairly Good	22.37% 17
Not good at all	10.53% 8
Total	76

Q20 How would you rate the trade exhibition and exhibitors at the conference?

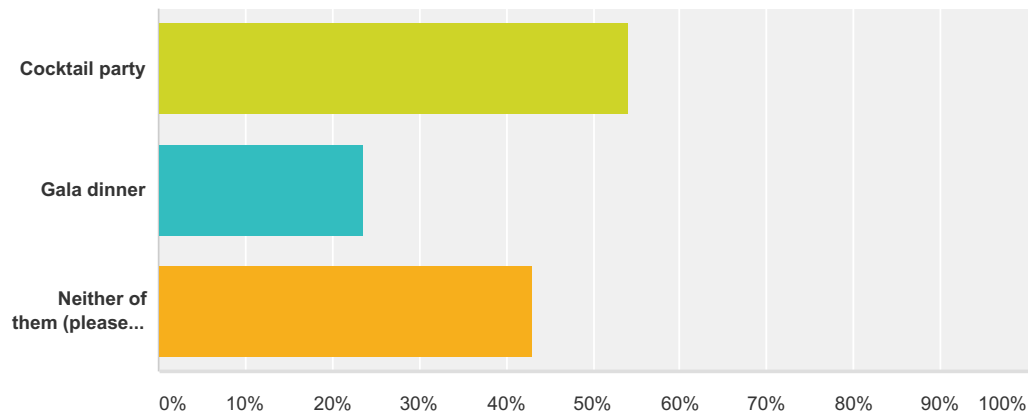
Answered: 75 Skipped: 1



Answer Choices	Responses
Excellent	12.00% 9
Very good	45.33% 34
Fairly good	36.00% 27
Not good at all (please specify your reason)	6.67% 5
Total	75

Q21 Which social event did you enjoy most?

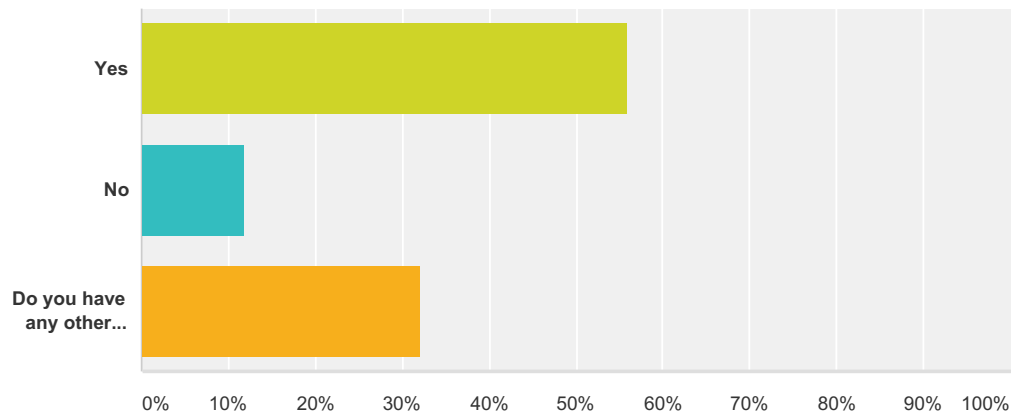
Answered: 72 Skipped: 4



Answer Choices	Responses
Cocktail party	54.17% 39
Gala dinner	23.61% 17
Neither of them (please specify your reason)	43.06% 31
Total Respondents: 72	

Q22 Were you happy with the entertainment provided?

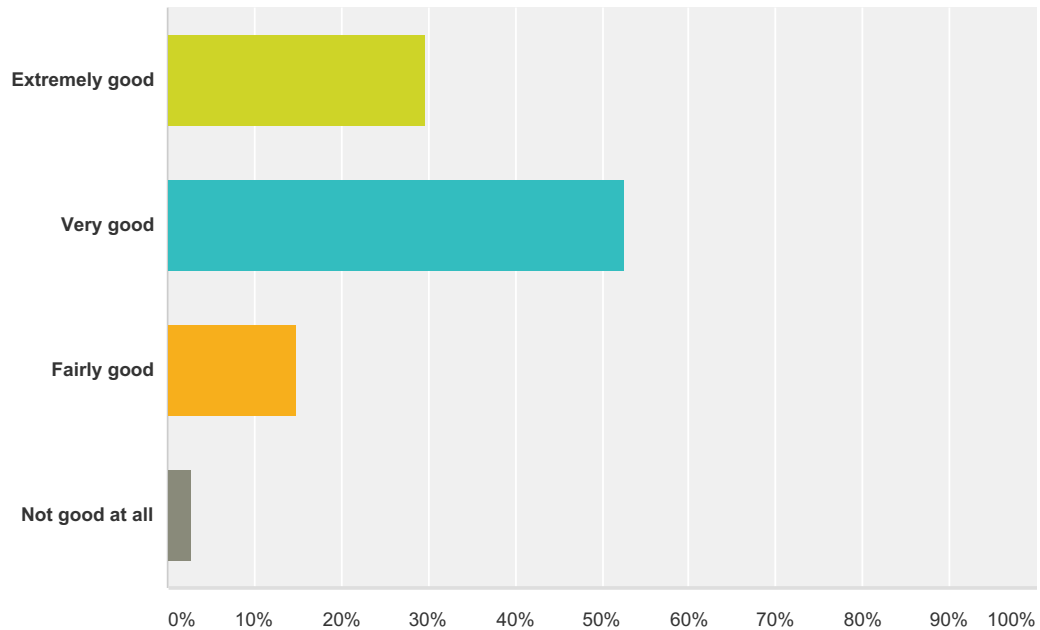
Answered: 59 Skipped: 17



Answer Choices	Responses
Yes	55.93% 33
No	11.86% 7
Do you have any other suggestions?	32.20% 19
Total	59

Q23 How would you rate the conference collateral (Book of Abstracts, Conference Program, satchels etc.)?

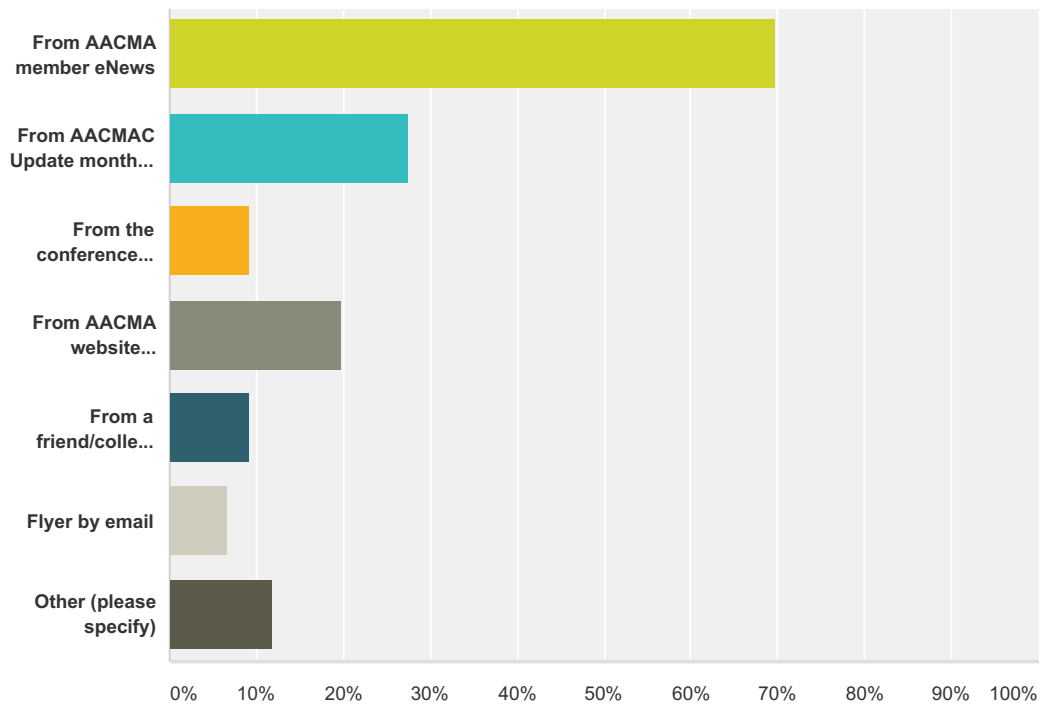
Answered: 74 Skipped: 2



Answer Choices	Responses	
Extremely good	29.73%	22
Very good	52.70%	39
Fairly good	14.86%	11
Not good at all	2.70%	2
Total		74

Q24 How did you know about AACMAC Perth 2016?

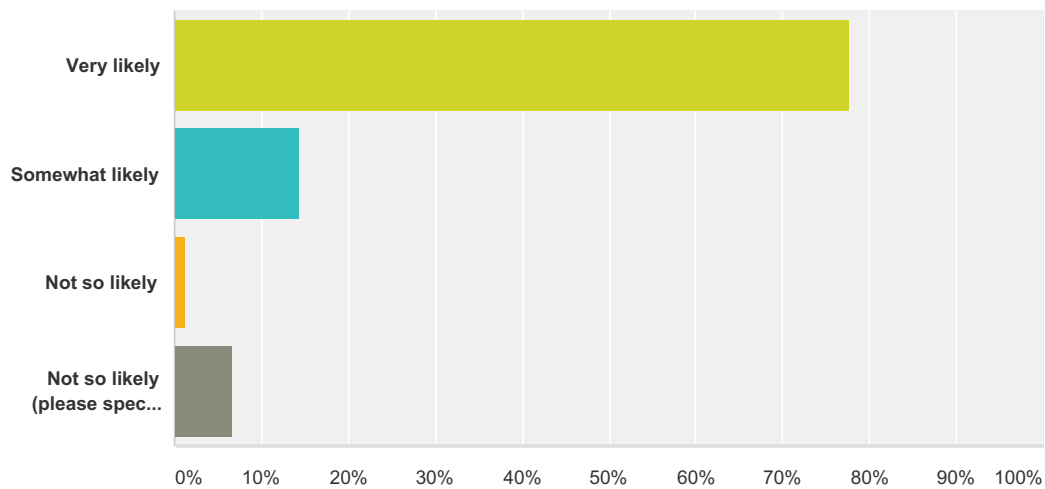
Answered: 76 Skipped: 0



Answer Choices	Responses
From AACMA member eNews	69.74% 53
From AACMAC Update monthly eNews	27.63% 21
From the conference website (www.aacmac.org.au)	9.21% 7
From AACMA website (www.acupuncture.org.au)	19.74% 15
From a friend/colleague	9.21% 7
Flyer by email	6.58% 5
Other (please specify)	11.84% 9
Total Respondents: 76	

Q25 How likely are you to attend AACMAC again in the future?

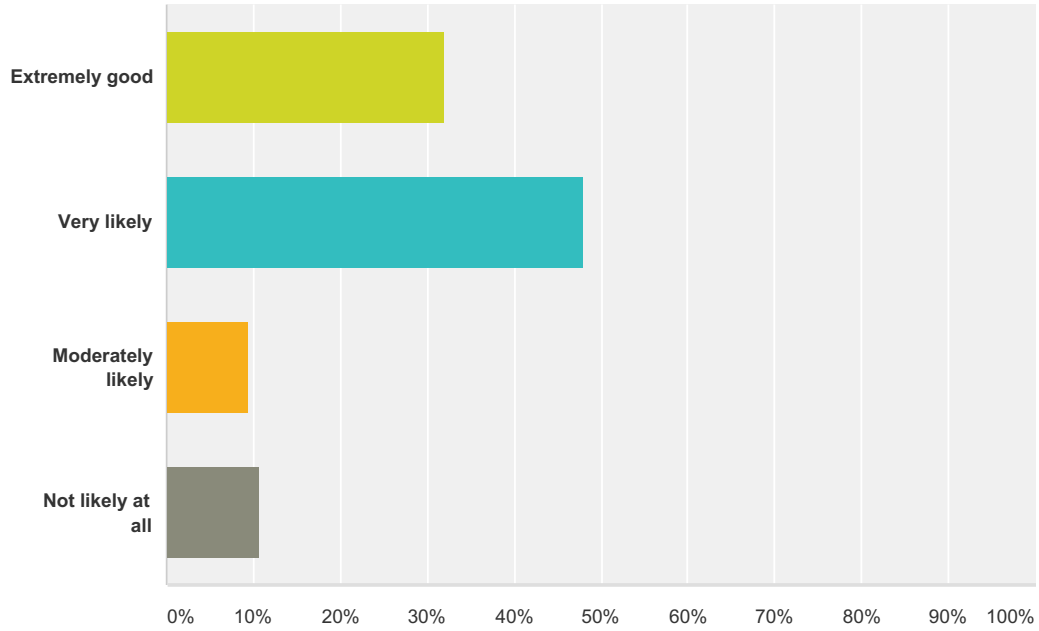
Answered: 76 Skipped: 0



Answer Choices	Responses
Very likely	77.63% 59
Somewhat likely	14.47% 11
Not so likely	1.32% 1
Not so likely (please specify the reason)	6.58% 5
Total	76

Q26 How likely is it that you would recommend AACMAC to a friend or a colleague?

Answered: 75 Skipped: 1



Answer Choices	Responses	
Extremely good	32.00%	24
Very likely	48.00%	36
Moderately likely	9.33%	7
Not likely at all	10.67%	8
Total		75

Q27 If you know of any colleagues/fellows who might be interested in participating in AACMAC as a delegate or a commercial partner, please provide the name/s and company.

Answered: 10 Skipped: 66

Q28 Do you have any other comments, questions, or concerns?

Answered: 30 Skipped: 46